

2005 Welsh Open Championships - NAC Results



Panel of Judges			
Difficulty Judges		Chair	
Judge 9	G. Davies	N. Iliencko-Jarvis	
Judge 10	M. Flanagan		
Artistic Panel			
Judge 1	K. L. Sissons	Judge 5	J. Murphy
Judge 2	V. Brown	Judge 6	L. Cutterham
Judge 3	K. Richards	Judge 7	G. Kirkham
Judge 4	B. Baskerville	Judge 8	S. Shotton
Time			
Line			
Line			



Entrant			Artistic Judges					Execution Judges					Difficulty Judges			Deductions			Result			
No.	Name	Age Cat.	Club	1	2	3	4	Art. score	5	6	7	8	Exe. score	9	10	Diff. score	Diff. ded.	Diff. ded. score	Line ded.	Chair ded.	Final Score	Pos.
6	Emily Boyce	Foundation-IF	Bulmershe Gymnastics Club	6.5	6.7	6.6	6.1	6.550	6.7	6.3	5.4	5.5	5.975	1.00	1.00	0.500	0.00	0.00	0.0	0.0	13.025	1
5	Summer Pidgley	Foundation-IF	Waterside Gymnastics Club	6.3	5.9	6.6	6.5	6.400	6.6	6.6	5.8	5.6	6.150	1.10	1.10	0.550	0.00	0.00	0.1	0.0	13.000	2
9	Stella Vinet	Foundation-IF	Bulmershe Gymnastics Club	6.3	5.9	6.2	6.4	6.250	6.3	6.2	5.2	5.1	5.700	0.90	0.90	0.450	0.00	0.00	0.0	0.0	12.400	3
7	Amber Symons	Foundation-IF	KLAS Sports Aerobics	6.4	6.2	6.1	6.0	6.150	5.9	6.2	5.1	5.0	5.550	0.90	0.90	0.450	0.00	0.00	0.0	0.0	12.150	4
3	Christie Pomford	Foundation-IF	ACE Sports Aerobics	5.7	5.8	5.6	6.0	5.750	6.4	5.9	5.3	5.4	5.650	1.00	1.00	0.500	0.00	0.00	0.1	0.0	11.800	5
4	Rebekah Sowerby	Foundation-IF	KLAS Sports Aerobics	6.7	6.6	6.5	6.2	6.550	6.4	6.5	5.2	5.2	5.825	0.80	0.80	0.400	0.00	0.00	0.0	1.0	11.775	6
1	Morgan Ware	Foundation-IF	Waterside Gymnastics Club	5.7	5.9	5.4	5.2	5.550	5.8	5.5	5.0	4.9	5.250	1.10	1.10	0.550	0.00	0.00	0.0	0.0	11.350	7
2	Rebecca Norton	Foundation-IF	Gillingham Gymnastics Club	5.3	6.1	5.0	5.6	5.450	6.2	5.9	4.8	4.5	5.350	0.90	0.90	0.450	0.00	0.00	0.0	0.0	11.250	8
8	Abigail Salt	Foundation-IF	Sleaford Gymnastics Club	5.1	5.4	5.1	5.2	5.150	5.0	5.5	4.8	4.8	4.900	1.00	1.00	0.500	0.00	0.00	0.0	0.0	10.550	9
11	Amy Lowe, Morgan Ware	Foundation-Pair	Waterside Gymnastics Club	5.3	5.6	6.0	5.5	5.550	5.1	5.5	4.5	4.5	4.800	0.90	0.90	0.450	0.00	0.00	0.0	0.0	10.800	1
48	Crystal Jones	Nat Dev-IF	Martine's Action Pack	6.5	6.8	6.0	6.5	6.500	6.5	6.6	6.4	6.6	6.550	1.30	1.30	0.650	0.00	0.00	0.0	0.0	13.700	1
49	Olivia Farrance	Nat Dev-IF	Bulmershe Gymnastics Club	6.4	6.6	6.3	6.2	6.350	6.7	6.6	6.6	6.7	6.650	1.30	1.30	0.650	0.00	0.00	0.0	0.0	13.650	2
39	Kayleigh Silva	Nat Dev-IF	Martine's Action Pack	6.9	6.6	6.5	6.2	6.550	6.4	6.6	6.2	6.2	6.300	1.60	1.60	0.800	0.00	0.00	0.0	0.0	13.650	3
51	Eden Rigg	Nat Dev-IF	Heathrow Aerobic Gymnastics	6.3	6.2	6.0	6.7	6.250	6.4	6.8	6.0	5.8	6.200	1.30	1.30	0.650	0.00	0.00	0.0	0.0	13.100	4
44	Natasha Pearce	Nat Dev-IF	Goshawks Gymnastics Club	6.3	5.8	6.0	6.0	6.000	6.7	6.7	6.3	5.9	6.500	1.10	1.10	0.550	0.00	0.00	0.0	0.0	13.050	5
32	Eva Newton	Nat Dev-IF	Waterside Gymnastics Club	6.0	6.2	5.9	6.4	6.100	6.3	6.4	6.7	6.3	6.350	1.20	1.20	0.600	0.00	0.00	0.0	0.0	13.050	6
23	Emily Keane	Nat Dev-IF	Heathrow Aerobic Gymnastics	6.3	5.9	6.0	6.9	6.150	6.4	6.7	6.2	6.0	6.300	1.20	1.20	0.600	0.00	0.00	0.0	0.0	13.050	7

No.	Name	Age Cat.	Club	1	2	3	4	Art. score	5	6	7	8	Exe. score	9	10	Diff. score	Diff. ded.	Diff. ded. score	Line ded.	Chair ded.	Final Score	Pos.
22	Harriet Smith-Petersen	Nat Dev-IF	Waterside Gymnastics Club	6.0	5.5	6.3	6.0	6.000	6.5	6.6	6.0	5.4	6.250	1.30	1.30	0.650	0.00	0.00	0.0	0.0	12.900	8
41	Kayleigh Kilsby	Nat Dev-IF	KLAS Sports Aerobics	6.8	6.5	5.8	6.2	6.350	6.6	5.9	5.6	5.6	5.750	1.30	1.30	0.650	0.00	0.00	0.0	0.0	12.750	9
24	Lauren Edwards	Nat Dev-IF	Castell Alun Gymnastics Club	5.9	6.5	5.8	6.7	6.225	5.3	6.5	5.8	5.8	5.800	1.20	1.20	0.600	0.00	0.00	0.1	0.0	12.525	10
38	Sophie Burt	Nat Dev-IF	Waterside Gymnastics Club	6.5	6.4	6.0	6.3	6.350	4.9	5.5	5.8	5.7	5.600	1.00	1.00	0.500	0.00	0.00	0.0	0.0	12.450	11
31	Kate Baddoo	Nat Dev-IF	Bulmershe Gymnastics Club	6.7	6.6	6.4	6.4	6.500	6.1	6.0	5.8	5.5	5.900	0.90	0.90	0.450	1.00	0.50	0.0	0.0	12.350	12
29	Nicky Stares	Nat Dev-IF	Goshawks Gymnastics Club	6.3	5.8	6.2	6.0	6.100	5.4	5.4	5.8	6.0	5.600	1.30	1.30	0.650	0.00	0.00	0.0	0.0	12.350	13
43	Katie Ball	Nat Dev-IF	Baskerville's Gymnastics Club	6.1	5.6	6.0	5.8	5.900	6.6	6.4	6.0	5.8	6.200	1.00	1.00	0.500	1.00	0.50	0.0	0.0	12.100	14
26	Sian Iles	Nat Dev-IF	Baskerville's Gymnastics Club	6.6	6.5	6.3	6.9	6.550	5.4	5.9	5.3	5.4	5.400	1.30	1.30	0.650	1.00	0.50	0.0	0.0	12.100	15
36	Zanna Woods	Nat Dev-IF	Pinewood Gymnastics Club	6.3	6.1	5.9	6.1	6.100	5.6	5.9	5.3	5.3	5.450	0.80	0.80	0.400	0.00	0.00	0.0	0.0	11.950	16
33	Hannah Branwood	Nat Dev-IF	ACE Sports Aerobics	6.0	6.3	6.4	5.8	6.150	5.4	5.8	5.3	5.8	5.600	1.30	1.30	0.650	1.00	0.50	0.0	0.0	11.900	17
42	Safron Joseph	Nat Dev-IF	Flyin' Scotts Sports Aerobics Club	5.9	5.9	5.8	5.5	5.850	5.6	5.7	5.4	5.2	5.500	1.10	1.10	0.550	0.00	0.00	0.0	0.0	11.900	18
46	Katie Kinnear	Nat Dev-IF	Baskerville's Gymnastics Club	6.3	6.3	5.9	6.1	6.200	5.5	5.8	5.5	5.9	5.650	1.10	1.10	0.550	1.00	0.50	0.1	0.0	11.800	19
45	Rachel Cook	Nat Dev-IF	Gillingham Gymnastics Club	6.3	5.9	6.1	6.0	6.050	6.3	6.4	5.5	5.7	5.975	0.90	0.90	0.450	1.00	0.50	0.1	0.2	11.675	20
50	Chloe Molyneux	Nat Dev-IF	ACE Sports Aerobics	6.2	5.8	5.7	6.5	6.000	5.5	5.9	5.5	5.9	5.700	0.90	0.90	0.450	1.00	0.50	0.0	0.0	11.650	21
40	Sabrina Harvey	Nat Dev-IF	Flyin' Scotts Sports Aerobics Club	6.3	5.3	6.0	5.9	5.950	6.0	6.0	5.1	5.2	5.575	1.00	1.00	0.500	1.00	0.50	0.0	0.0	11.525	22
27	Giselle Wright	Nat Dev-IF	KLAS Sports Aerobics	6.6	5.6	5.8	6.1	5.950	4.9	5.8	5.7	5.2	5.450	1.20	1.20	0.600	1.00	0.50	0.0	0.0	11.500	23
47	Olivia Maynard	Nat Dev-IF	Waterside Gymnastics Club	6.0	5.4	5.4	5.6	5.500	5.5	6.2	5.8	5.6	5.700	1.10	1.10	0.550	0.00	0.00	0.3	0.0	11.450	24
21	Emma Burley	Nat Dev-IF	KLAS Sports Aerobics	6.2	5.6	5.4	5.8	5.700	6.6	6.5	5.3	5.0	5.850	1.00	1.00	0.500	0.00	0.00	0.0	0.7	11.350	25
35	Samantha Maplethorpe	Nat Dev-IF	Sleaford Gymnastics Club	5.7	5.4	5.5	5.8	5.600	4.8	5.7	5.4	5.0	5.200	1.10	1.10	0.550	0.00	0.00	0.0	0.0	11.350	26
25	Charlotte Alexander	Nat Dev-IF	Flyin' Scotts Sports Aerobics Club	6.0	5.6	5.6	5.8	5.700	5.1	6.0	4.8	4.8	4.950	1.30	1.30	0.650	0.00	0.00	0.0	0.0	11.300	27
34	Danielle Farrell	Nat Dev-IF	Goshawks Gymnastics Club	5.9	5.4	5.6	5.3	5.500	5.3	5.9	4.9	4.5	5.100	1.30	1.30	0.650	0.00	0.00	0.0	0.0	11.250	28
37	Alice Kay	Nat Dev-IF	Gillingham Gymnastics Club	5.9	5.7	5.7	6.0	5.800	5.8	5.3	5.1	4.9	5.200	0.60	0.60	0.300	1.00	0.50	0.0	0.0	10.800	29
30	Amy Wager	Nat Dev-IF	Sleaford Gymnastics Club	5.9	6.2	5.7	6.3	6.050	4.2	4.5	5.0	5.0	4.750	0.80	0.80	0.400	1.00	0.50	0.0	0.0	10.700	30
20	Connor Clancy	Nat Dev-IM	Bulmershe Gymnastics Club	6.0	6.7	6.1	6.5	6.300	4.7	4.8	5.6	5.6	5.175	1.30	1.30	0.650	0.00	0.00	0.0	0.2	11.925	1
19	Matthew McFetridge	Nat Dev-IM	KLAS Sports Aerobics	6.8	6.8	5.9	6.3	6.550	4.8	4.7	5.2	5.4	5.000	1.30	1.30	0.650	1.00	0.50	0.0	0.5	11.200	2


No.	Name	Age Cat.	Club	1	2	3	4	Art. score	5	6	7	8	Exe. score	9	10	Diff. score	Diff. ded.	Diff. ded. score	Line ded.	Chair ded.	Final Score	Pos.
13	Jessica Taylor, Ellen Owen	Nat Dev-Pair	Weston Sports Aerobics Club	5.8	5.5	6.4	5.8	5.800	5.8	6.0	5.5	5.6	5.700	1.30	1.30	0.650	0.00	0.00	0.0	0.0	12.150	1
15	Lucy Bladon, Jade Hayes	Nat Dev-Pair	Weston Sports Aerobics Club	6.0	6.2	6.0	6.3	6.100	5.0	5.8	5.2	5.5	5.350	1.50	1.50	0.750	0.00	0.00	0.1	0.0	12.100	2
17	Ashleigh Fraser, Lauren Bowden	Nat Dev-Pair	Flyin' Scotts Sports Aerobics Club	6.1	6.0	5.8	5.8	5.900	5.4	5.6	4.8	5.0	5.200	1.00	1.00	0.500	0.00	0.00	0.0	0.0	11.600	3
18	Rhiannon Jones, Jessica Beale	Nat Dev-Pair	Bulmershe Gymnastics Club	6.4	6.3	5.6	6.7	6.350	5.0	5.7	5.0	4.9	5.000	0.90	0.90	0.450	1.00	0.50	0.2	0.0	11.100	4
14	Harriet Smith-Petersen, Olivia Maynard	Nat Dev-Pair	Waterside Gymnastics Club	5.3	6.1	5.7	5.5	5.600	5.2	5.2	4.6	4.5	4.900	1.20	1.20	0.600	0.00	0.00	0.0	0.0	11.100	5
12	Nicky Stares, Danielle Farrell	Nat Dev-Pair	Goshawks Gymnastics Club	5.2	5.3	5.2	5.4	5.250	5.2	4.7	4.4	4.3	4.550	0.90	0.90	0.450	0.00	0.00	0.0	0.0	10.250	6
16	Beth Fraser, Lilly Lloyd	Nat Dev-Pair	Sleaford Gymnastics Club	0.0	0.0	0.0	0.0	0.000	0.0	0.0	0.0	0.0	0.000	0.00	0.00	0.000	0.00	0.00	0.0	0.0	0.000	-
54	Emily Boyce, Kate Baddoo, Katie Dziewulski	Nat Dev-Trio	Bulmershe Gymnastics Club	6.7	6.7	6.8	6.7	6.700	6.1	5.2	5.9	5.9	5.900	0.90	0.90	0.450	0.00	0.00	0.1	0.0	12.950	1
53	Jessica Taylor, Ellen Owen, Rosie Hitchins	Nat Dev-Trio	Weston Sports Aerobics Club	6.1	6.2	6.4	6.0	6.150	5.5	5.9	5.6	5.5	5.550	1.30	1.30	0.650	0.00	0.00	0.0	0.0	12.350	2
52	Katie Ball, Ellie Stokes, Tessa Judge	Nat Dev-Trio	Baskerville's Gymnastics Club	6.4	5.9	6.3	6.4	6.350	4.9	5.6	5.0	4.9	4.950	0.60	0.60	0.300	1.00	0.50	0.0	0.0	11.100	3
55	Stella Vinet, Rhiannon Masterton, Tyler Simpson, Loren Cardy, Rebecca Wakerley, Rhiannon Jones	Nat Dev-Group	Bulmershe Gymnastics Club	6.3	6.4	6.5	6.6	6.450	5.5	5.5	5.6	5.6	5.550	0.90	0.90	0.450	0.00	0.00	0.0	0.0	12.450	1
57	Sian Hill	Group 1-IF	Heathrow Aerobic Gymnastics	6.9	6.7	7.1	6.5	6.800	6.6	6.4	6.3	6.2	6.350	2.60	2.60	1.300	0.00	0.00	0.0	0.0	14.450	1
72	Heather Adams	Group 1-IF	Bulmershe Gymnastics Club	6.6	6.6	6.7	6.7	6.650	6.4	6.5	6.5	6.6	6.500	1.90	1.90	0.950	0.00	0.00	0.0	0.0	14.100	2
70	Tara Verloop	Group 1-IF	Gillingham Gymnastics Club	6.7	6.8	6.7	7.0	6.750	6.5	6.5	6.2	6.2	6.350	1.90	1.90	0.950	0.00	0.00	0.0	0.0	14.050	3
73	Lauren Sargood	Group 1-IF	Heathrow Aerobic Gymnastics	6.7	6.4	6.4	6.8	6.550	6.4	6.3	5.8	6.1	6.200	2.00	2.00	1.000	0.00	0.00	0.0	0.0	13.750	4
66	Samantha Mitchell	Group 1-IF	Waterside Gymnastics Club	6.6	5.8	6.8	6.5	6.550	6.1	5.9	5.9	5.6	5.900	1.90	1.90	0.950	0.00	0.00	0.0	0.0	13.400	5
71	Mairwen Sexton	Group 1-IF	Cardiff Central Youth Club	6.2	6.0	6.6	6.6	6.400	5.6	6.0	6.0	6.0	6.000	2.30	2.30	1.150	0.00	0.00	0.0	0.2	13.350	6
60	Leah Stares	Group 1-IF	Goshawks Gymnastics Club	6.2	6.4	6.3	6.0	6.250	6.2	6.1	5.6	5.6	5.850	2.10	2.10	1.050	0.00	0.00	0.0	0.0	13.150	7
84	Elizabeth Kempton	Group 1-IF	Goshawks Gymnastics Club	6.5	6.6	6.5	6.6	6.550	5.7	5.7	5.7	5.5	5.700	1.70	1.70	0.850	0.00	0.00	0.0	0.0	13.100	8
79	Alex Griffiths	Group 1-IF	Martine's Action Pack	6.8	6.7	6.3	6.2	6.500	5.8	6.0	5.2	5.3	5.550	1.90	1.90	0.950	0.00	0.00	0.0	0.0	13.000	9
74	Monica Morton	Group 1-IF	Waterside Gymnastics Club	6.6	6.5	6.3	6.3	6.400	5.4	6.2	5.8	5.5	5.650	2.00	2.00	1.000	0.00	0.00	0.1	0.0	12.950	10
82	Rosie Walsh	Group 1-IF	Bulmershe Gymnastics Club	6.7	6.7	7.0	6.9	6.800	5.8	5.9	5.9	5.9	5.900	1.10	1.10	0.550	1.00	0.50	0.0	0.0	12.750	11
58	Maria Williams	Group 1-IF	Waterside Gymnastics Club	6.7	5.7	6.8	6.1	6.325	6.1	6.2	5.2	5.2	5.675	1.50	1.50	0.750	0.00	0.00	0.0	0.0	12.750	12

No.	Name	Age Cat.	Club	1	2	3	4	Art. score	5	6	7	8	Exe. score	9	10	Diff. score	Diff. ded.	Diff. ded. score	Line ded.	Chair ded.	Final Score	Pos.
63	Charlotte Davies	Group 1-IF	Weston Sports Aerobics Club	6.7	6.4	6.6	6.1	6.500	5.0	6.3	5.4	5.5	5.450	1.50	1.50	0.750	0.00	0.00	0.0	0.0	12.700	13
80	Erin Hughes	Group 1-IF	ACE Sports Aerobics	6.5	6.5	6.7	6.4	6.500	5.4	6.0	5.4	5.9	5.650	1.40	1.40	0.700	1.00	0.50	0.0	0.0	12.350	14
77	Danielle Hellawell	Group 1-IF	ACE Sports Aerobics	6.3	5.8	6.3	5.8	6.050	5.5	5.8	5.5	5.4	5.500	1.60	1.60	0.800	0.00	0.00	0.0	0.0	12.350	15
62	Kerrie Curtis	Group 1-IF	Castell Alun Gymnastics Club	6.3	5.9	6.1	5.5	6.000	5.8	5.2	5.8	5.6	5.700	1.20	1.20	0.600	0.00	0.00	0.0	0.0	12.300	16
75	Katie Calvert	Group 1-IF	KLAS Sports Aerobics	6.4	6.5	6.0	6.6	6.450	5.3	5.8	5.4	5.2	5.350	1.00	1.00	0.500	0.00	0.00	0.0	0.0	12.300	17
64	Rosie Breed	Group 1-IF	KLAS Sports Aerobics	6.8	6.5	6.5	6.2	6.500	6.0	5.9	5.5	5.4	5.700	1.10	1.10	0.550	1.00	0.50	0.0	0.0	12.250	18
81	Philippa Hazell	Group 1-IF	Waterside Gymnastics Club	5.7	5.8	6.1	6.0	5.900	5.2	5.7	5.5	5.3	5.400	1.50	1.50	0.750	0.00	0.00	0.0	0.0	12.050	19
69	Amy Prescott	Group 1-IF	ACE Sports Aerobics	6.1	6.4	5.9	6.1	6.100	5.1	5.6	5.1	5.4	5.250	1.10	1.10	0.550	0.00	0.00	0.0	0.0	11.900	20
83	Lauren Stokes	Group 1-IF	Baskerville's Gymnastics Club	6.1	5.7	5.7	6.3	5.900	5.7	5.6	5.0	5.2	5.400	1.10	1.10	0.550	0.00	0.00	0.0	0.0	11.850	21
61	Harriet Bendall	Group 1-IF	Bulmershe Gymnastics Club	6.5	6.5	6.7	6.6	6.550	5.2	5.2	5.2	5.4	5.200	1.30	1.30	0.650	1.00	0.50	0.1	0.0	11.800	22
78	Abigail Moffatt	Group 1-IF	Waterside Gymnastics Club	6.1	6.0	6.4	6.1	6.100	5.2	5.9	5.4	5.2	5.300	1.10	1.10	0.550	0.00	0.00	0.0	0.2	11.750	23
56	Rebecca Mackarell	Group 1-IF	ACE Sports Aerobics	6.4	5.7	6.2	6.2	6.200	4.2	5.7	4.8	5.0	4.900	0.90	0.90	0.450	1.00	0.50	0.0	0.0	11.050	24
76	Josephine Collins	Group 1-IF	Gillingham Gymnastics Club	6.2	6.1	6.2	6.2	6.200	4.8	5.5	5.0	4.9	4.950	1.10	1.10	0.550	1.00	0.50	0.0	0.5	10.700	25
67	Tiffany Simpson	Group 1-IF	Gillingham Gymnastics Club	6.0	5.3	5.6	5.4	5.500	5.0	4.4	5.0	5.0	5.000	1.00	1.00	0.500	1.00	0.50	0.0	0.0	10.500	26
68	Emily Bainbridge	Group 1-IF	Sleaford Gymnastics Club	5.5	5.6	5.0	5.2	5.350	4.1	4.7	4.4	4.7	4.550	1.20	1.20	0.600	1.00	0.50	0.0	0.0	10.000	27
96	Sebastian Shields	Group 1-IM	Bulmershe Gymnastics Club	6.3	6.5	6.8	5.9	6.400	5.4	5.7	5.5	5.4	5.450	1.90	1.90	0.950	0.00	0.00	0.0	0.0	12.800	1
95	Michael Porter	Group 1-IM	Sleaford Gymnastics Club	6.4	5.7	5.7	6.6	6.100	4.0	5.3	4.8	4.7	4.750	1.10	1.10	0.550	0.00	0.00	0.0	0.0	11.400	2
86	Andrew Galpin, Daniel Wakerley	Group 1-Pair	Bulmershe Gymnastics Club	6.3	6.6	7.0	6.0	6.450	4.7	5.4	5.2	5.3	5.250	2.00	2.00	1.000	0.00	0.00	0.0	0.0	12.700	1
85	Rosie Breed, Katie Calvert	Group 1-Pair	KLAS Sports Aerobics	6.5	6.4	6.7	6.1	6.450	5.2	5.7	5.2	5.2	5.200	1.60	1.60	0.800	0.00	0.00	0.0	0.0	12.450	2
88	Leah Stares, Elizabeth Kempton	Group 1-Pair	Goshawks Gymnastics Club	6.2	6.2	6.0	6.2	6.200	4.6	5.3	5.3	5.4	5.300	1.60	1.60	0.800	0.00	0.00	0.1	0.0	12.200	3
87	Holly Sweet, Ellie Norris	Group 1-Pair	Baskerville's Gymnastics Club	6.3	6.5	5.8	5.9	6.100	4.8	5.0	5.0	5.1	5.000	0.70	0.70	0.350	1.00	0.50	0.0	0.0	10.950	4

No.	Name	Age Cat.	Club	1	2	3	4	Art. score	5	6	7	8	Exe. score	9	10	Diff. score	Diff. ded.	Diff. ded. score	Line ded.	Chair ded.	Final Score	Pos.
94	Monica Morton, Samantha Mitchell, Eva Newton	Group 1-Trio	Waterside Gymnastics Club	6.4	6.5	6.4	6.2	6.400	6.5	6.2	5.7	5.4	5.950	1.70	1.70	0.850	0.00	0.00	0.0	0.0	13.200	1
91	Chloe Molyneux, Hannah Branwood, Danielle Hellawell	Group 1-Trio	ACE Sports Aerobics	6.1	6.4	6.4	6.4	6.400	5.0	5.8	5.5	5.5	5.500	1.10	1.10	0.550	0.00	0.00	0.0	0.0	12.450	2
93	Eve Burns, Sophie Hodgson, Joanna Carrick	Group 1-Trio	Bulmershe Gymnastics Club	6.5	6.9	6.8	6.5	6.650	5.4	5.5	5.0	5.4	5.400	1.30	1.30	0.650	1.00	0.50	0.0	0.0	12.200	3
89	Heather Adams, Jemma Williams, Sophie Bartlett	Group 1-Trio	Bulmershe Gymnastics Club	6.3	6.1	7.0	6.6	6.450	5.5	5.0	5.2	5.2	5.200	1.20	1.20	0.600	0.00	0.00	0.1	0.0	12.150	4
92	Olivia Owen, Flora Lacey, Charlotte White	Group 1-Trio	Weston Sports Aerobics Club	6.2	6.5	6.4	5.9	6.300	4.5	5.5	4.6	4.6	4.600	1.60	1.60	0.800	0.00	0.00	0.0	0.0	11.700	5
90	Martha Woodland, Natasha Biss, Natasha Weston	Group 1-Trio	Weston Sports Aerobics Club	6.3	6.2	5.9	6.0	6.100	4.7	5.5	4.6	4.7	4.700	1.00	1.00	0.500	0.00	0.00	0.0	0.0	11.300	6
98	Sebastian Shields, Daniel Wakerley, Sophie Bartlett, Eve Burns, Joanna Carrick, Sophie Hodgson	Group 1-Group	Bulmershe Gymnastics Club	6.7	6.5	6.0	6.1	6.300	4.3	5.2	4.4	4.4	4.400	1.20	1.20	0.600	1.00	0.50	0.0	0.0	10.800	1
117	Rachel Killian	Group 2-IF	Gillingham Gymnastics Club	6.3	6.2	6.9	6.5	6.400	6.2	6.5	6.2	5.6	6.200	2.30	2.30	1.150	0.00	0.00	0.0	0.0	13.750	1
110	Sophie Morris	Group 2-IF	ACE Sports Aerobics	6.6	6.4	6.5	6.4	6.450	6.3	6.0	5.1	5.5	5.750	2.60	2.60	1.300	0.00	0.00	0.0	0.0	13.500	2
108	Rebecca Goodyer	Group 2-IF	Waterside Gymnastics Club	6.9	6.2	6.9	5.8	6.450	6.2	5.9	5.3	5.2	5.600	2.70	2.70	1.350	0.00	0.00	0.0	0.0	13.400	3
112	Abigale Jones	Group 2-IF	Martine's Action Pack	6.6	6.5	6.5	6.2	6.500	5.8	6.4	4.9	4.9	5.500	2.30	2.30	1.150	0.00	0.00	0.0	0.0	13.150	4
114	Rachel Davies	Group 2-IF	Castell Alun Gymnastics Club	6.4	6.5	6.5	5.6	6.450	5.5	6.0	5.7	5.5	5.600	1.60	1.60	0.800	0.00	0.00	0.0	0.0	12.850	5
121	Chloe Foot	Group 2-IF	Waterside Gymnastics Club	6.4	6.0	6.5	6.4	6.400	5.2	5.5	5.4	5.4	5.400	1.90	1.90	0.950	0.00	0.00	0.0	0.0	12.750	6
120	Kelly Hughes	Group 2-IF	Martine's Action Pack	6.8	6.6	6.5	6.2	6.550	4.9	5.0	5.4	5.4	5.200	1.70	1.70	0.850	0.00	0.00	0.0	0.0	12.600	7
119	Rachael Pearce	Group 2-IF	Goshawks Gymnastics Club	6.3	6.3	6.2	6.0	6.250	5.3	5.5	5.5	5.4	5.450	1.90	1.90	0.950	0.00	0.00	0.0	0.2	12.450	8
113	Gemma Hicks	Group 2-IF	Pinewood Gymnastics Club	5.9	6.0	6.2	6.1	6.050	5.4	6.0	5.2	5.0	5.300	2.20	2.20	1.100	0.00	0.00	0.0	0.0	12.450	9
115	Emma Scott	Group 2-IF	ACE Sports Aerobics	6.3	6.4	6.3	5.9	6.300	5.0	5.3	4.7	5.0	5.000	2.00	2.00	1.000	0.00	0.00	0.0	0.0	12.300	10
109	Sarah White	Group 2-IF	Baskerville's Gymnastics Club	6.1	5.7	6.3	5.7	5.900	5.8	5.5	4.5	4.8	5.150	1.30	1.30	0.650	0.00	0.00	0.0	0.0	11.700	11
116	Janine Harvey	Group 2-IF	Flyin' Scotts Sports Aerobics Club	6.2	5.8	6.6	5.5	6.000	5.1	4.9	4.4	4.4	4.650	1.30	1.30	0.650	0.00	0.00	0.0	0.0	11.300	12
122	Charlotte Bradley	Group 2-IF	KLAS Sports Aerobics	6.8	6.1	6.1	6.2	6.150	5.4	4.9	4.7	5.0	4.950	1.30	1.30	0.650	1.00	0.50	0.0	0.0	11.250	13
107	Kerry Maplethorpe	Group 2-IF	Sleaford Gymnastics Club	5.9	5.3	6.2	5.3	5.600	5.3	4.9	4.4	4.4	4.650	1.60	1.60	0.800	0.00	0.00	0.0	0.0	11.050	14
118	Heather Porter	Group 2-IF	Sleaford Gymnastics Club	5.7	5.6	5.6	5.4	5.600	4.0	4.9	4.2	4.0	4.100	0.50	0.50	0.250	2.00	1.00	0.0	0.0	8.950	15

No.	Name	Age Cat.	Club	1	2	3	4	Art. score	5	6	7	8	Exe. score	9	10	Diff. score	Diff. ded.	Diff. ded. score	Line ded.	Chair ded.	Final Score	Pos.
103	Abigale Jones, Kelly Hughes	Group 2-Pair	Martine's Action Pack	6.9	6.6	6.8	6.5	6.700	6.1	6.0	5.5	5.6	5.800	2.00	2.00	1.000	0.00	0.00	0.0	0.0	13.500	1
104	Emma Berry, Rebecca Rose	Group 2-Pair	Weston Sports Aerobics Club	6.6	6.5	6.3	6.1	6.400	5.4	5.0	5.0	5.3	5.150	1.50	1.50	0.750	0.00	0.00	0.0	0.0	12.300	2
101	Rachael Pearce, Rachel Shepherd	Group 2-Pair	Goshawks Gymnastics Club	6.1	6.0	5.7	5.8	5.900	5.2	5.6	5.3	5.1	5.250	1.70	1.70	0.850	0.00	0.00	0.0	0.0	12.000	3
100	Rachel Killian, Damien Davenport	Group 2-Pair	Gillingham Gymnastics Club	6.0	6.0	5.8	5.7	5.900	4.7	4.5	5.0	4.8	4.750	1.20	1.20	0.600	1.00	0.50	0.0	0.2	10.550	4
102	Maria Williams, Sophie Marshall	Group 2-Pair	Waterside Gymnastics Club	6.3	5.8	6.2	5.5	6.000	4.4	4.4	4.2	4.1	4.300	1.00	1.00	0.500	1.00	0.50	0.0	0.0	10.300	5
105	Rachel Harvey, Vanessa Pow, Sadie Berry	Group 2-Trio	Weston Sports Aerobics Club	6.3	6.4	6.0	5.4	6.150	5.1	5.0	4.2	4.0	4.575	1.80	1.80	0.900	0.00	0.00	0.0	0.5	11.125	1
106	Natalie Bow, Lucy Saktreger, Isobel Hale	Group 2-Trio	Bulmershe Gymnastics Club	6.6	6.3	5.7	5.8	6.050	5.4	4.5	4.2	4.3	4.400	1.20	1.20	0.600	1.00	0.50	0.0	0.2	10.350	2
124	Michelle Fox	Snr-IF	Goshawks Gymnastics Club	6.4	5.9	5.5	5.4	5.700	5.0	5.1	4.5	4.2	4.750	1.80	1.80	0.900	0.00	0.00	0.0	0.0	11.350	1
123	Rachel Killeen, Sasha Dennett	Snr-Pair	Suki Aerobic Gymnastics Club	6.2	6.2	5.8	5.8	6.000	5.5	4.9	5.3	5.1	5.200	1.90	1.90	0.950	0.00	0.00	0.2	0.0	11.950	1

2005 Welsh Open Championships - FIG Results



Panel of Judges			
Difficulty Judges		Chair	
Judge 9	G. Davies	N. Ilienکو-Jarvis	
Judge 10	M. Flanagan		
Artistic Panel			
Judge 1	J. Murphy	Judge 5	N. Saunders
Judge 2	G. Kirkham	Judge 6	A. Bigwood
Judge 3	V. Brown	Judge 7	S. Shotton
Judge 4	B. Baskerville	Judge 8	J. Mills
Time			
Line			
Line			


Entrant				Artistic Judges					Execution Judges				Difficulty Judges			Deductions			Result			
No.	Name	Age Cat.	Club	1	2	3	4	Art. score	5	6	7	8	Exe. score	9	10	Diff. score	Diff. ded.	Diff. ded. score	Line ded.	Chair ded.	Final Score	Pos.
8	Lauren Gillard	Nat Dev-IF	Bulmershe Gymnastics Club	6.9	6.9	6.7	6.7	6.800	6.6	6.5	6.1	6.8	6.550	1.60	1.60	0.800	0.00	0.00	0.0	0.0	14.150	1
11	Hannah Owen	Nat Dev-IF	Bulmershe Gymnastics Club	6.9	7.1	6.9	6.9	6.900	6.7	6.9	6.2	7.4	6.800	1.10	1.10	0.550	1.00	0.50	0.0	0.0	13.750	2
10	Robyn Irvine	Nat Dev-IF	Bulmershe Gymnastics Club	6.8	6.7	7.0	6.8	6.800	6.4	6.9	6.8	6.4	6.600	1.20	1.20	0.600	1.00	0.50	0.0	0.0	13.500	3
6	Ashley O'Reilly	Nat Dev-IF	Waterside Gymnastics Club	6.7	6.6	6.8	6.0	6.650	6.3	5.8	5.6	6.5	6.050	1.00	1.00	0.500	0.00	0.00	0.0	0.0	13.200	4
13	Amber Matson	Nat Dev-IF	Waterside Gymnastics Club	6.3	6.4	6.4	5.9	6.350	6.4	6.9	5.8	5.8	6.225	1.20	1.20	0.600	0.00	0.00	0.0	0.0	13.175	5
5	Shannon Rigby	Nat Dev-IF	ACE Sports Aerobics	6.2	6.3	6.7	6.3	6.300	6.2	6.2	6.2	5.5	6.200	1.20	1.20	0.600	0.00	0.00	0.0	0.0	13.100	6
12	Kezia Forsberg	Nat Dev-IF	Waterside Gymnastics Club	6.4	6.3	6.2	6.4	6.350	6.6	6.8	5.7	5.5	6.150	1.20	1.20	0.600	0.00	0.00	0.0	0.0	13.100	7
3	Bethany Waddington	Nat Dev-IF	Waterside Gymnastics Club	6.5	6.6	6.1	6.5	6.500	6.5	5.8	5.2	4.9	5.500	1.10	1.10	0.550	1.00	0.50	0.0	0.0	12.050	8
7	Cydney Meade	Nat Dev-IF	Flyin' Scotts Sports Aerobics Club	6.1	6.0	6.2	5.7	6.050	5.9	5.6	5.4	4.4	5.500	1.00	1.00	0.500	0.00	0.00	0.0	0.0	12.050	9
4	Lois Smithson	Nat Dev-IF	ACE Sports Aerobics	6.1	6.2	6.5	5.8	6.150	6.0	6.0	5.5	4.8	5.750	1.00	1.00	0.500	1.00	0.50	0.0	0.0	11.900	10
9	Lauren Ally	Nat Dev-IF	Pinewood Gymnastics Club	6.2	6.2	5.8	5.6	6.000	5.9	5.8	5.2	4.9	5.500	0.90	0.90	0.450	0.00	0.00	0.0	0.2	11.750	11
15	Bethany Waddington, Ashley O'Reilly	Nat Dev-Pair	Waterside Gymnastics Club	6.8	6.9	6.7	6.5	6.750	6.2	6.6	5.7	5.8	6.000	1.10	1.10	0.550	1.00	0.50	0.0	0.0	12.800	1
14	Shannon Rigby, Lois Smithson	Nat Dev-Pair	ACE Sports Aerobics	6.7	6.5	6.7	6.2	6.600	6.0	5.3	5.6	5.6	5.600	0.90	0.90	0.450	1.00	0.50	0.0	0.0	12.150	2
1	Hannah Owen, Olivia Farrance, Robyn Irvine	Nat Dev-Trio	Bulmershe Gymnastics Club	7.1	7.1	6.7	6.8	6.950	6.9	7.1	5.9	6.1	6.500	1.00	1.00	0.500	0.00	0.00	0.0	0.0	13.950	1
2	Sophie Burt, Amber Matson, Kezia Forsberg	Nat Dev-Trio	Waterside Gymnastics Club	6.5	6.4	6.6	6.4	6.450	6.6	6.1	5.6	4.9	5.850	0.60	0.60	0.300	1.00	0.50	0.0	0.0	12.100	2

No.	Name	Age Cat.	Club	1	2	3	4	Art. score	5	6	7	8	Exe. score	9	10	Diff. score	Diff. ded.	Diff. ded. score	Line ded.	Chair ded.	Final Score	Pos.
45	Chrystal Hayselden	Group 1-IF	Bulmershe Gymnastics Club	8.6	8.6	8.1	8.3	8.450	7.4	8.0	8.2	8.5	8.100	2.30	2.30	1.150	0.00	0.00	0.0	0.0	17.700	1
42	Stacy Chance	Group 1-IF	Bulmershe Gymnastics Club	8.1	8.4	8.6	8.2	8.300	6.9	7.8	8.2	8.3	7.800	2.80	2.80	1.400	0.00	0.00	0.0	0.0	17.500	2
28	Katie McDonnell	Group 1-IF	Bulmershe Gymnastics Club	8.5	8.5	8.2	7.4	8.350	6.9	8.0	7.2	8.5	7.650	2.40	2.40	1.200	0.00	0.00	0.0	0.0	17.200	3
35	Fay Manning	Group 1-IF	Pinewood Gymnastics Club	8.5	8.3	8.2	7.9	8.250	6.9	7.2	7.7	8.0	7.450	2.70	2.70	1.350	0.00	0.00	0.0	0.0	17.050	4
23	Vicki Chagger	Group 1-IF	Heathrow Aerobic Gymnastics	8.3	8.3	8.2	7.9	8.250	7.2	7.8	8.0	8.0	7.900	1.70	1.70	0.850	0.00	0.00	0.0	0.0	17.000	5
39	Bethany Martin	Group 1-IF	Waterside Gymnastics Club	8.1	8.1	7.7	7.6	7.900	6.9	7.8	7.8	7.8	7.800	2.60	2.60	1.300	0.00	0.00	0.0	0.0	17.000	6
34	Sophie Lewis	Group 1-IF	Heathrow Aerobic Gymnastics	8.1	8.2	7.8	8.0	8.050	6.8	8.0	7.5	7.8	7.650	2.60	2.60	1.300	0.00	0.00	0.0	0.0	17.000	7
38	Ellie Spooner	Group 1-IF	Pinewood Gymnastics Club	8.0	8.0	8.2	8.3	8.100	6.8	7.3	8.0	8.2	7.575	2.50	2.50	1.250	0.00	0.00	0.0	0.0	16.925	8
32	Chloe Farrance	Group 1-IF	Bulmershe Gymnastics Club	8.3	8.5	7.9	8.0	8.150	6.4	7.7	7.7	8.0	7.700	2.10	2.10	1.050	0.00	0.00	0.0	0.0	16.900	9
43	Rachel Down	Group 1-IF	Baskerville's Gymnastics Club	8.2	7.9	7.8	8.4	8.050	7.0	6.9	8.4	8.1	7.600	1.60	1.60	0.800	0.00	0.00	0.0	0.0	16.450	10
46	Jo Smith	Group 1-IF	Flyin' Scotts Sports Aerobics Club	8.0	8.0	8.2	8.0	8.000	7.0	7.3	7.8	7.8	7.475	1.70	1.70	0.850	0.00	0.00	0.0	0.0	16.325	11
41	Talia Katz	Group 1-IF	Bulmershe Gymnastics Club	7.9	7.9	7.7	7.8	7.850	7.0	7.7	7.6	7.6	7.600	1.20	1.20	0.600	0.00	0.00	0.0	0.0	16.050	12
47	Grace Jabbari	Group 1-IF	Bulmershe Gymnastics Club	7.6	7.8	7.8	7.7	7.750	6.6	7.1	7.7	7.8	7.300	1.60	1.60	0.800	0.00	0.00	0.0	0.0	15.850	13
33	Katie Ward	Group 1-IF	Pinewood Gymnastics Club	7.7	7.5	7.4	7.8	7.600	6.7	7.1	7.3	7.5	7.200	2.00	2.00	1.000	0.00	0.00	0.0	0.0	15.800	14
31	Natalie Green	Group 1-IF	Heathrow Aerobic Gymnastics	7.6	7.5	7.6	7.5	7.550	6.7	7.3	7.5	7.5	7.400	1.50	1.50	0.750	0.00	0.00	0.0	0.0	15.700	15
40	Rosie Webster	Group 1-IF	Heathrow Aerobic Gymnastics	8.0	8.0	7.5	8.1	8.000	6.8	7.9	7.6	7.8	7.700	0.90	0.90	0.450	1.00	0.50	0.0	0.0	15.650	16
44	Jessica Tippen	Group 1-IF	Heathrow Aerobic Gymnastics	7.5	7.4	7.0	7.9	7.450	6.6	7.3	7.5	7.5	7.400	1.50	1.50	0.750	0.00	0.00	0.0	0.0	15.600	17
27	Kelsie Buck	Group 1-IF	ACE Sports Aerobics	8.0	7.8	7.4	7.1	7.600	6.3	7.0	7.5	7.6	7.100	1.60	1.60	0.800	0.00	0.00	0.0	0.0	15.500	18
36	Katy Longden	Group 1-IF	ACE Sports Aerobics	7.2	7.2	7.1	7.2	7.200	6.6	7.5	7.6	7.4	7.450	1.40	1.40	0.700	0.00	0.00	0.0	0.0	15.350	19
30	Jenna Nola	Group 1-IF	Heathrow Aerobic Gymnastics	7.7	7.9	7.1	7.7	7.700	5.7	6.9	7.3	7.2	7.050	1.60	1.60	0.800	0.00	0.00	0.0	0.5	15.050	20
24	Madeleine Gale	Group 1-IF	Bulmershe Gymnastics Club	7.8	7.6	7.2	6.9	7.400	6.0	6.2	6.5	6.7	6.350	2.50	2.50	1.250	0.00	0.00	0.1	0.0	14.900	21
26	Lucy Ella	Group 1-IF	Pinewood Gymnastics Club	7.5	7.4	7.1	7.3	7.350	6.0	6.8	6.5	6.5	6.500	1.50	1.50	0.750	0.00	0.00	0.0	0.0	14.600	22
22	Katie Cottrell	Group 1-IF	Baskerville's Gymnastics Club	6.8	6.8	6.8	6.7	6.800	6.1	5.5	6.3	6.0	6.050	2.00	2.00	1.000	0.00	0.00	0.0	0.2	13.650	23
37	Bethan Llewellyn	Group 1-IF	Cardiff Central Youth Club	0.0	0.0	0.0	0.0	0.000	0.0	0.0	0.0	0.0	0.000	0.00	0.00	0.000	0.00	0.00	0.0	0.0	0.000	-
25	Vicki Litherland	Group 1-IF	KLAS Sports Aerobics	0.0	0.0	0.0	0.0	0.000	0.0	0.0	0.0	0.0	0.000	0.00	0.00	0.000	0.00	0.00	0.0	0.0	0.000	-

No.	Name	Age Cat.	Club	1	2	3	4	Art. score	5	6	7	8	Exe. score	9	10	Diff. score	Diff. ded.	Diff. ded. score	Line ded.	Chair ded.	Final Score	Pos.
53	Sebastian DeVerteuil	Group 1-IM	Pinewood Gymnastics Club	8.5	8.5	8.1	8.5	8.500	8.0	8.5	8.4	8.9	8.450	2.80	2.80	1.400	0.00	0.00	0.0	0.0	18.350	1
52	George Meade	Group 1-IM	Flyin' Scotts Sports Aerobics Club	6.6	6.6	6.9	5.8	6.600	6.4	6.0	5.9	5.9	5.950	1.10	1.10	0.550	2.00	1.00	0.0	0.0	12.100	2
49	Katie Ward, Lucy Ella	Group 1-Pair	Pinewood Gymnastics Club	7.7	7.7	8.0	7.1	7.700	6.4	7.2	6.5	7.0	6.750	1.80	1.80	0.900	0.00	0.00	0.0	0.0	15.350	1
50	Bethan Llewellyn, Charlotte Hogg	Group 1-Pair	Cardiff Central Youth Club	0.0	0.0	0.0	0.0	0.000	0.0	0.0	0.0	0.0	0.000	0.00	0.00	0.000	0.00	0.00	0.0	0.0	0.000	-
21	Sebastian DeVerteuil, Fay Manning, Ellie Spooner	Group 1-Trio	Pinewood Gymnastics Club	7.5	7.1	7.3	7.3	7.300	6.6	6.0	6.3	6.1	6.200	2.60	2.60	1.300	1.00	0.50	0.0	0.0	14.300	1
16	Sophie Lewis, Vicki Chagger, Rosie Webster	Group 1-Trio	Heathrow Aerobic Gymnastics	7.4	7.2	6.7	7.2	7.200	6.5	6.0	6.0	5.8	6.000	1.60	1.60	0.800	0.00	0.00	0.0	0.0	14.000	2
19	Chloe Farrance, Stacy Chance, Chrystal Hayselden	Group 1-Trio	Bulmershe Gymnastics Club	7.7	7.4	7.2	7.1	7.300	6.7	6.0	6.3	6.3	6.300	1.70	1.70	0.850	1.00	0.50	0.0	0.0	13.950	3
18	Jenna Nola, Jessica Tippen, Natalie Green	Group 1-Trio	Heathrow Aerobic Gymnastics	6.7	6.8	7.0	6.9	6.850	5.5	6.3	5.4	5.5	5.500	1.50	1.50	0.750	0.00	0.00	0.0	0.0	13.100	4
17	Kelsie Buck, Erin Hughes, Katy Longden	Group 1-Trio	ACE Sports Aerobics	6.2	6.3	6.6	6.2	6.250	6.2	5.7	6.1	5.3	5.900	1.10	1.10	0.550	0.00	0.00	0.0	0.0	12.700	5
20	Kirsty Harvey, Katrina Rose, Gemma Barnfield	Group 1-Trio	Weston Sports Aerobics Club	6.4	6.6	6.3	6.8	6.500	6.3	5.8	5.3	4.8	5.550	0.80	0.80	0.400	0.00	0.00	0.0	0.0	12.450	6
51	Lauren Gillard, Rosie Walsh, Harriet Bendall, Talia Katz, Grace Jabbari, Madeleine Gale	Group 1-Group	Bulmershe Gymnastics Club	8.4	8.3	7.5	7.9	8.025	7.0	6.8	6.3	6.1	6.550	0.60	0.60	0.300	1.00	0.50	0.1	0.0	14.275	1
70	Vicky Smith	Group 2-IF	Waterside Gymnastics Club	8.5	8.5	8.1	8.2	8.350	7.2	8.0	8.5	8.2	8.100	3.70	3.70	1.850	1.00	0.50	0.0	0.0	17.800	1
58	Stephanie Fois	Group 2-IF	Heathrow Aerobic Gymnastics	8.8	8.7	8.1	8.6	8.650	7.1	7.8	8.5	8.4	7.950	3.40	3.40	1.700	1.00	0.50	0.0	0.0	17.800	2
74	Kirsty Banfield	Group 2-IF	Heathrow Aerobic Gymnastics	8.4	8.5	8.3	8.1	8.350	7.5	7.6	7.8	7.7	7.650	3.40	3.40	1.700	0.00	0.00	0.0	0.0	17.700	3
62	Chelsey Dixon	Group 2-IF	Heathrow Aerobic Gymnastics	8.9	8.8	7.9	8.1	8.425	7.5	7.6	8.2	8.3	7.900	2.70	2.70	1.350	0.00	0.00	0.0	0.0	17.675	4
61	Vicky Crocker	Group 2-IF	Independent	8.1	8.1	8.4	8.3	8.200	7.0	7.8	8.2	7.9	7.850	2.80	2.80	1.400	0.00	0.00	0.0	0.0	17.450	5
63	Katie Fitz-Costa	Group 2-IF	Bulmershe Gymnastics Club	8.4	8.5	8.2	8.8	8.450	7.3	7.4	8.4	8.2	7.825	3.10	3.10	1.550	1.00	0.50	0.0	0.0	17.325	6
73	Sophie Springgay	Group 2-IF	Bulmershe Gymnastics Club	8.1	8.1	7.9	7.9	8.000	7.0	7.5	7.9	7.9	7.700	2.70	2.70	1.350	0.00	0.00	0.0	0.0	17.050	7

No.	Name	Age Cat.	Club	1	2	3	4	Art. score	5	6	7	8	Exe. score	9	10	Diff. score	Diff. ded.	Diff. ded. score	Line ded.	Chair ded.	Final Score	Pos.
57	Alexandra Theoharis	Group 2-IF	Waterside Gymnastics Club	8.2	8.2	7.5	8.1	8.150	7.3	7.5	8.0	8.0	7.700	3.00	3.00	1.500	1.00	0.50	0.0	0.0	16.850	8
72	Natalie Porter	Group 2-IF	SUKI Aerobic Gymnastics Club	8.2	7.9	7.8	8.0	7.950	7.1	6.9	7.5	7.5	7.300	3.00	3.00	1.500	0.00	0.00	0.0	0.0	16.750	9
71	Siana Shipley	Group 2-IF	Heathrow Aerobic Gymnastics	8.6	8.6	8.3	8.2	8.450	7.6	7.5	8.2	8.0	7.800	2.90	2.90	1.450	2.00	1.00	0.0	0.0	16.700	10
55	Leanne Crook	Group 2-IF	Bulmershe Gymnastics Club	7.6	7.7	7.6	7.7	7.650	7.2	7.1	7.5	7.8	7.350	3.30	3.30	1.650	0.00	0.00	0.0	0.0	16.650	11
54	Emily Gale	Group 2-IF	Bulmershe Gymnastics Club	8.4	8.4	7.9	8.0	8.175	7.1	7.0	6.0	6.8	6.900	2.70	2.70	1.350	0.00	0.00	0.0	0.0	16.425	12
65	Katy Barley	Group 2-IF	Castell Alun Gymnastics Club	7.6	7.8	8.3	8.1	7.950	7.1	7.0	7.4	7.5	7.250	1.90	1.90	0.950	1.00	0.50	0.0	0.0	15.650	13
67	Jacqui Bamforth	Group 2-IF	Heathrow Aerobic Gymnastics	7.8	7.9	7.6	7.6	7.700	7.0	7.0	7.1	7.2	7.050	2.80	2.80	1.400	1.00	0.50	0.0	0.0	15.650	14
69	Rachel Gaskell	Group 2-IF	ACE Sports Aerobics	7.6	7.2	6.6	7.1	7.150	6.7	5.1	6.8	6.8	6.750	1.60	1.60	0.800	1.00	0.50	0.0	0.0	14.200	15
68	Meghan Davies	Group 2-IF	Flyin' Scotts Sports Aerobics Club	7.2	7.2	7.2	7.0	7.200	6.0	5.8	6.0	6.0	6.000	1.40	1.40	0.700	1.00	0.50	0.0	0.0	13.400	16
64	Katherine Saunders	Group 2-IF	Weston Sports Aerobics Club	0.0	0.0	0.0	0.0	0.000	0.0	0.0	0.0	0.0	0.000	0.00	0.00	0.000	0.00	0.00	0.0	0.0	0.000	-
56	Rachel Murphy	Group 2-IF	Heathrow Aerobic Gymnastics	0.0	0.0	0.0	0.0	0.000	0.0	0.0	0.0	0.0	0.000	0.00	0.00	0.000	0.00	0.00	0.0	0.0	0.000	-
76	Charlotte Davies, Katherine Saunders	Group 2-Pair	Weston Sports Aerobics Club	0.0	0.0	0.0	0.0	0.000	0.0	0.0	0.0	0.0	0.000	0.00	0.00	0.000	0.00	0.00	0.0	0.0	0.000	-
79	Jodie Gale, Lauren Baker, Sophie Springgay	Group 2-Trio	Bulmershe Gymnastics Club	8.2	8.2	8.3	8.1	8.200	7.0	6.8	7.3	7.1	7.050	2.90	2.90	1.450	1.00	0.50	0.1	0.0	16.100	1
77	Jacqui Bamforth, Siana Shipley, Kirsty Banfield	Group 2-Trio	Heathrow Aerobic Gymnastics	8.2	8.2	8.4	8.2	8.200	7.2	6.9	6.9	6.8	6.900	1.90	1.90	0.950	1.00	0.50	0.0	0.0	15.550	2
78	Chelsey Dixon, Stephanie Fois, Rachel Murphy	Group 2-Trio	Heathrow Aerobic Gymnastics	0.0	0.0	0.0	0.0	0.000	0.0	0.0	0.0	0.0	0.000	0.00	0.00	0.000	0.00	0.00	0.0	0.0	0.000	-
75	Jodie Gale, Emily Gale, Leanne Crook, Lauren Baker, Katie Fitz-Costa, Katie McDonnell	Group 2-Group	Bulmershe Gymnastics Club	8.9	8.9	8.1	8.6	8.750	7.3	7.8	7.9	7.3	7.575	1.60	1.60	0.800	1.00	0.50	0.0	0.0	16.625	1
81	Katie Cannon	Snr-IF	Heathrow Aerobic Gymnastics	9.1	9.0	8.6	8.8	8.900	8.2	8.1	9.0	9.0	8.575	5.60	5.60	2.800	0.00	0.00	0.0	0.0	20.275	1
84	Katie Richards	Snr-IF	Bulmershe Gymnastics Club	9.3	9.3	9.1	8.4	9.200	8.3	8.2	8.8	8.9	8.550	4.20	4.20	2.100	0.00	0.00	0.0	0.0	19.850	2
80	Katie Price	Snr-IF	Bulmershe Gymnastics Club	8.9	8.8	8.7	8.0	8.750	7.8	7.9	8.5	8.4	8.150	4.10	4.10	2.050	0.00	0.00	0.2	0.0	18.750	3
83	Caryl Griffiths	Snr-IF	Martine's Action Pack	8.6	8.6	8.5	8.0	8.550	8.0	7.9	8.5	7.9	7.950	4.00	4.00	2.000	0.00	0.00	0.0	0.0	18.500	4

2005 Welsh Open Championships - Demo Teams Results



Panel of Judges			
Difficulty Judges		Chair	
Judge 9	K. L. Sissons	R. Stephens	
Judge 10	G. Kirkham		
Artistic Panel			
Judge 1	G. Davies	Judge 5	N. Saunders
Judge 2	M. Flanagan	Judge 6	B. Baskerville
Judge 3	-	Judge 7	-
Judge 4	-	Judge 8	-
Time			
Line			
Line			

Entrant			Artistic Judges					Execution Judges					Difficulty Judges			Deductions			Result			
No.	Name	Age Cat.	Club	1	2	3	4	Art. score	5	6	7	8	Exe. score	9	10	Diff. score	Diff. ded.	Diff. ded. score	Line ded.	Chair ded.	Final Score	Pos.
3	Sophie Burt, Kezia Forzberg, Louise James, Amber Matson, Olivia Maynard, Samantha Mitchell, Monica Morton, Eva Newton, Ashley O'Reilly, Harriet Smith-Petersen, Bethany Waddington, Bethany Martin.	Demo Teams - U12	Waterside Gymnastics Club	3.7	3.5	-	-	3.600	3.3	3.4	-	-	3.350	0.00	0.00	0.000	0.00	0.00	0.0	0.0	6.950	1
2	Alex Griffiths, Rebecca Wigmore, Jessica Coleman, Elinor Thomas, Crystal Jones, Kayleigh Silva.	Demo Teams - U12	Martine's Action Pack	3.4	3.0	-	-	3.200	3.5	3.3	-	-	3.400	0.00	0.00	0.000	0.00	0.00	0.0	0.0	6.600	2
1	Cydney Meade, Lauren Bowden, Heather Rogerson, Lucy Bassett, Ashleigh Fraser.	Demo Teams - U12	Flyin' Scotts Sports Aerobics Club	2.7	2.3	-	-	2.500	3.1	2.8	-	-	2.950	0.00	0.00	0.000	0.00	0.00	0.0	0.0	5.450	3
4	Sabrina Harvey, Janine Harvey, Jo Smith, Sigourney Antwi, Safron Joseph, Teniola Abosedede, Meghan Davies, Kayleigh Sylvester, Charlotte Walcott, Grace Calvert.	Demo Teams - U16	Flyin' Scotts Sports Aerobics Club	3.7	3.8	-	-	3.750	3.3	3.2	-	-	3.250	0.00	0.00	0.000	0.00	0.00	0.0	0.0	7.000	1
5	Keshia Santos, Kelsie Buck, Sophie Morris, Emma Scott, Rachel Gaskell, Rebecca Mackarell, Laura Kerfoot, Erin Hughes.	Demo Teams - U16	ACE Sports Aerobics	3.0	3.0	-	-	3.000	3.1	2.8	-	-	2.950	0.00	0.00	0.000	0.00	0.00	0.3	2.0	3.650	2

2005 Welsh Closed Championships - NAC Results



Panel of Judges			
Difficulty Judges		Chair	
Judge 9	G. Davies	N. Ilienko-Jarvis	
Judge 10	M. Flanagan		
Artistic Panel			
Judge 1	K. L. Sissons	Judge 5	J. Murphy
Judge 2	V. Brown	Judge 6	L. Cutterham
Judge 3	K. Richards	Judge 7	G. Kirksam
Judge 4	B. Baskerville	Judge 8	S. Shotton
Time			
Line			
Line			

Entrant				Artistic Judges					Execution Judges				Difficulty Judges			Deductions				Result		
No.	Name	Age Cat.	Club	1	2	3	4	Art. score	5	6	7	8	Exe. score	9	10	Diff. score	Diff. ded.	Diff. ded. score	Line ded.	Chair ded.	Final Score	Pos.
48	Crystal Jones	Nat Dev-IF	Martine's Action Pack	6.5	6.8	6.0	6.5	6.500	6.5	6.6	6.4	6.6	6.550	1.30	1.30	0.650	0.00	0.00	0.0	0.0	13.700	1
39	Kayleigh Silva	Nat Dev-IF	Martine's Action Pack	6.9	6.6	6.5	6.2	6.550	6.4	6.6	6.2	6.2	6.300	1.60	1.60	0.800	0.00	0.00	0.0	0.0	13.650	2
24	Lauren Edwards	Nat Dev-IF	Castell Alun Gymnastics Club	5.9	6.5	5.8	6.7	6.225	5.3	6.5	5.8	5.8	5.800	1.20	1.20	0.600	0.00	0.00	0.1	0.0	12.525	3
71	Mairwen Sexton	Group 1-IF	Cardiff Central Youth Club	6.2	6.0	6.6	6.6	6.400	5.6	6.0	6.0	6.0	6.000	2.30	2.30	1.150	0.00	0.00	0.0	0.2	13.350	1
79	Alex Griffiths	Group 1-IF	Martine's Action Pack	6.8	6.7	6.3	6.2	6.500	5.8	6.0	5.2	5.3	5.550	1.90	1.90	0.950	0.00	0.00	0.0	0.0	13.000	2
63	Charlotte Davies	Group 1-IF	Weston Sports Aerobics Club	6.7	6.4	6.6	6.1	6.500	5.0	6.3	5.4	5.5	5.450	1.50	1.50	0.750	0.00	0.00	0.0	0.0	12.700	3
62	Kerrie Curtis	Group 1-IF	Castell Alun Gymnastics Club	6.3	5.9	6.1	5.5	6.000	5.8	5.2	5.8	5.6	5.700	1.20	1.20	0.600	0.00	0.00	0.0	0.0	12.300	4
112	Abigale Jones	Group 2-IF	Martine's Action Pack	6.6	6.5	6.5	6.2	6.500	5.8	6.4	4.9	4.9	5.500	2.30	2.30	1.150	0.00	0.00	0.0	0.0	13.150	1
114	Rachel Davies	Group 2-IF	Castell Alun Gymnastics Club	6.4	6.5	6.5	5.6	6.450	5.5	6.0	5.7	5.5	5.600	1.60	1.60	0.800	0.00	0.00	0.0	0.0	12.850	2
120	Kelly Hughes	Group 2-IF	Martine's Action Pack	6.8	6.6	6.5	6.2	6.550	4.9	5.0	5.4	5.4	5.200	1.70	1.70	0.850	0.00	0.00	0.0	0.0	12.600	3
103	Abigale Jones, Kelly Hughes	Group 2-Pair	Martine's Action Pack	6.9	6.6	6.8	6.5	6.700	6.1	6.0	5.5	5.6	5.800	2.00	2.00	1.000	0.00	0.00	0.0	0.0	13.500	1


2005 Welsh Closed Championships - FIG Results



Panel of Judges			
Difficulty Judges		Chair	
Judge 9	G. Davies	N. Ilienکو-Jarvis	
Judge 10	M. Flanagan		
Artistic Panel			
Judge 1	J. Murphy	Judge 5	N. Saunders
Judge 2	G. Kirkham	Judge 6	A. Bigwood
Judge 3	V. Brown	Judge 7	S. Shotton
Judge 4	B. Baskerville	Judge 8	J. Mills
Time			
Line			
Line			

Entrant			Artistic Judges					Execution Judges				Difficulty Judges			Deductions			Result				
No.	Name	Age Cat.	Club	1	2	3	4	Art. score	5	6	7	8	Exe. score	9	10	Diff. score	Diff. ded.	Diff. ded. score	Line ded.	Chair ded.	Final Score	Pos.
42	Stacy Chance	Group 1-IF	Bulmershe Gymnastics Club	8.1	8.4	8.6	8.2	8.300	6.9	7.8	8.2	8.3	7.800	2.80	2.80	1.400	0.00	0.00	0.0	0.0	17.500	1
34	Sophie Lewis	Group 1-IF	Heathrow Aerobic Gymnastics	8.1	8.2	7.8	8.0	8.050	6.8	8.0	7.5	7.8	7.650	2.60	2.60	1.300	0.00	0.00	0.0	0.0	17.000	2
38	Ellie Spooner	Group 1-IF	Pinewood Gymnastics Club	8.0	8.0	8.2	8.3	8.100	6.8	7.3	8.0	8.2	7.575	2.50	2.50	1.250	0.00	0.00	0.0	0.0	16.925	3
43	Rachel Down	Group 1-IF	Baskerville's Gymnastics Club	8.2	7.9	7.8	8.4	8.050	7.0	6.9	8.4	8.1	7.600	1.60	1.60	0.800	0.00	0.00	0.0	0.0	16.450	4
33	Katie Ward	Group 1-IF	Pinewood Gymnastics Club	7.7	7.5	7.4	7.8	7.600	6.7	7.1	7.3	7.5	7.200	2.00	2.00	1.000	0.00	0.00	0.0	0.0	15.800	5
37	Bethan Llewellyn	Group 1-IF	Cardiff Central Youth Club	0.0	0.0	0.0	0.0	0.000	0.0	0.0	0.0	0.0	0.000	0.00	0.00	0.000	0.00	0.00	0.0	0.0	0.000	-
50	Bethan Llewellyn, Charlotte Hogg	Group 1-Pair	Cardiff Central Youth Club	0.0	0.0	0.0	0.0	0.000	0.0	0.0	0.0	0.0	0.000	0.00	0.00	0.000	0.00	0.00	0.0	0.0	0.000	-
65	Katy Barley	Group 2-IF	Castell Alun Gymnastics Club	7.6	7.8	8.3	8.1	7.950	7.1	7.0	7.4	7.5	7.250	1.90	1.90	0.950	1.00	0.50	0.0	0.0	15.650	1
83	Caryl Griffiths	Snr-IF	Martine's Action Pack	8.6	8.6	8.5	8.0	8.550	8.0	7.9	8.5	7.9	7.950	4.00	4.00	2.000	0.00	0.00	0.0	0.0	18.500	1

2005 Welsh Closed Championships - Demo Teams Results



Panel of Judges			
Difficulty Judges		Chair	
Judge 9	K. L. Sissons	K. L. Sissons	
Judge 10	G. Kirkham		
Artistic Panel			
Judge 9	K. L. Sissons	R. Stephens	
Judge 10	G. Kirkham		
Artistic Panel			
Judge 1	G. Davies	Judge 5	N. Saunders
Judge 2	M. Flanagan	Judge 6	B. Baskerville
Judge 3	-	Judge 7	-
Judge 4	-	Judge 8	-

Entrant			Artistic Judges					Execution Judges				Difficulty Judges			Deductions				Result			
No.	Name	Age Cat.	Club	1	2	3	4	Art. score	5	6	7	8	Exe. score	9	10	Diff. score	Diff. ded.	Diff. ded. score	Line ded.	Chair ded.	Final Score	Pos.
2	Alex Griffiths, Rebecca Wigmore, Jessica Coleman, Elinor Thomas, Crystal Jones, Kayleigh Silva.	Demo Teams - U12	Martine's Action Pack	3.4	3.0	-	-	3.200	3.5	3.3	-	-	3.400	0.00	0.00	0.000	0.00	0.00	0.0	0.0	6.600	1